



pinjarra industrial estate

CLIENT // BYRNECUT MINING

// STRATEGY

Greg Rowe and Associates were appointed to obtain development application approval for a major engineering facility over a 5 hectare site in the new Pinjarra Industrial Estate.

The primary tasks were:

- to undertake detailed design of the facades of various industrial and office buildings; and
- prepare an accompanying town planning report detailing compliance with the requirements of both the Shire of Murray and LandCorp's Pinjarra Industrial Estate Design Guidelines.

Involvement of Greg Rowe and Associates Peel / South West Regional Office was vital to the prompt lodgement and approval of the development application. The relationship of this office with local authorities is second to none due to the previous employment and working relationships of the Greg Rowe & Associates staff in the region.

The strong relationship that Greg Rowe and Associates has with local authorities allows for a greater understanding of their objectives and procedures and promotes better lines of communication. The wide range of design requirements applicable to this development was well understood by our office, allowing the timely preparation of an application.




Continues over page...



// PROJECT MANAGEMENT

// TOWN PLANNING

// DESIGN



// DESIGN

In association with our design studio, Greg Rowe and Associates was able to address the wide range of design requirements such as building form, colours and materials, site design and landscaping.

Our appreciation and understanding of the principles of sustainability contributed to an innovative approach to the development application. Site design elements such as consideration of prevailing winds, solar orientation, water conservation and drainage retention were incorporated into the plan with the aim of enhancing the integrity of the proposed land use.

// TOWN PLANNING

Greg Rowe and Associates prepared an application generally in accordance with LandCorp's Design Guidelines and Shire of Murray policy.

Some variations to the Guidelines were necessary to cater for unique site circumstances. These variations were accepted by the approval agencies based on the justification provided by Greg Rowe and Associates.

Final approval was granted soon after lodgement with the relevant authorities and the Client is now able to proceed with an application for building licence.

// PROJECT NAME

Pinjarra Industrial Estate

// SERVICE

Town Planning
Design

// AREA

Peel / South West

// CLIENT

Byrnecut Mining

PINJARRA INDUSTRIAL ESTATE

// CONTACT

www.greg-rowe.com

// PERTH OFFICE

Phone: 08 9221 1991
Fax: 08 9221 1919

gra@greg-rowe.com

// PEEL / SOUTH WEST OFFICE

Phone: 08 9582 8288
Fax: 08 9581 2588

mandurah@greg-rowe.com

// MID WEST OFFICE

Phone: 08 9956 0633
Fax: 08 9965 0633

geraldton@greg-rowe.com

// PILBARA OFFICE

Phone: 08 9173 4333
Fax: 08 9173 5333

porthedland@greg-rowe.com

Greg ROWE & associates

GREG ROWE

FOCUSED ON ACHIEVEMENT